

# Grade 3 Knob Locks 00 Series



## Overview

The 00-Series door knobs are residential grade tubular locks. Available in three keyways and various finishes, they can be used in most residential applications. These locks are recommended for use on exterior and interior doors.

## Compliance

- ANSI/BHMA 156.2 Series 4000, Grade 3

## Applications

- Houses
- Apartments



# Grade 3 Knob Locks, 00 Series

**Standard Features:**


<b>Latch</b>	Adjustable 2 <sup>3</sup> / <sub>8</sub> " and 2 <sup>3</sup> / <sub>4</sub> " Backset
<b>Handing</b>	Non-Handed
<b>Materials</b>	Brass, Stainless steel, Steel
<b>Strike</b>	2 <sup>1</sup> / <sub>4</sub> " full lip
<b>Door Prep</b>	2 <sup>1</sup> / <sub>8</sub> " diameter bore x 1" crossbore; 2 <sup>1</sup> / <sub>4</sub> " x 1" latch face
<b>Door Thickness</b>	1 <sup>3</sup> / <sub>8</sub> " - 1 <sup>3</sup> / <sub>4</sub> " standard
<b>Rose Diameter</b>	2 <sup>19</sup> / <sub>32</sub> "
<b>Keying</b>	Available in KW1, WR5, or SC1; Rekeyable 5-pin; Keyed Alike (KA4) in fours

# Grade 3 Knob Locks, 00 Series


## Designs



Ball Design  
Entrance Function  
Shown in 3 Finish

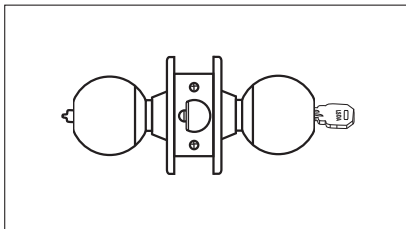


Tulip Design  
Passage Function  
Shown in 5 Finish



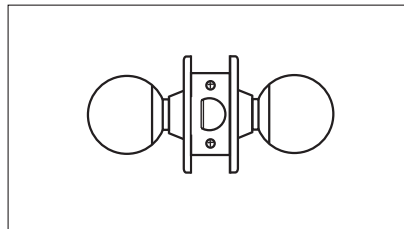
Plymouth Design  
Privacy Function  
Shown in 15 Finish

## Functions



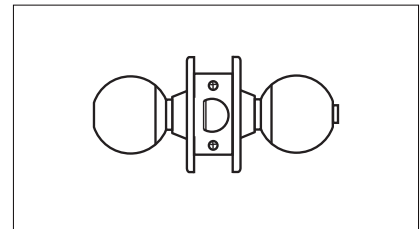
### Entry

Turning inside turnpiece locks both knobs requiring use of key until turnpiece is manually unlocked.



### Passage/Hall/Closet

Both knobs always retract the latch.



### Privacy/Bed/Bath

Turning inside turnpiece locks both knobs until turnpiece is manually unlocked. Emergency tool can be used to unlock outside knob.

# Grade 3 Knob Locks, 00 Series

## How to Order

### Entrance Locksets

#### Ball Design

Mfr.#	Design	Finish	Keyway	EZ#
<b>00B32D W KA4</b>	Ball	32D	WR5	<b>102311</b>
<b>00B3W KA4</b>	Ball	3	WR5	<b>100465</b>

#### Tulip Design

Mfr.#	Design	Finish	Keyway	EZ#
<b>00G32D W KA4</b>	Tulip	32D	WR5	<b>045335</b>
<b>00G3W KA4</b>	Tulip	3	WR5	<b>041128</b>

#### Plymouth Design

Mfr.#	Design	Finish	Keyway	EZ#
<b>00P19W KA4</b>	Plymouth	19	WR5	<b>181678</b>

### Passage Locksets

#### Ball Design

Mfr.#	Design	Finish	EZ#
<b>01B32D</b>	Ball	32D	<b>070160</b>
<b>01B3</b>	Ball	3	<b>070163</b>

#### Tulip Design

Mfr.#	Design	Finish	EZ#
<b>01G32D</b>	Tulip	32D	<b>009700</b>

#### Plymouth Design

Mfr.#	Design	Finish	EZ#
<b>01P19</b>	Plymouth	19	<b>181679</b>

### Privacy Locksets

#### Ball Design

Mfr.#	Design	Finish	EZ#
<b>02B3</b>	Ball	3	<b>070162</b>
<b>02B32D</b>	Ball	32D	<b>070159</b>

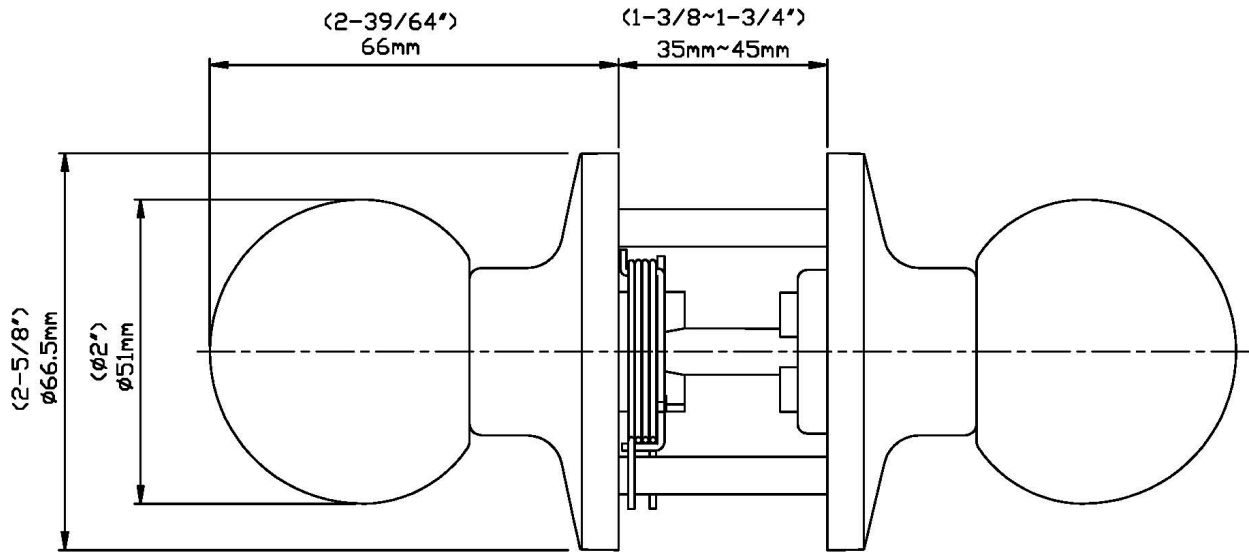
#### Plymouth Design

Mfr.#	Design	Finish	EZ#
<b>02P19</b>	Plymouth	19	<b>181680</b>

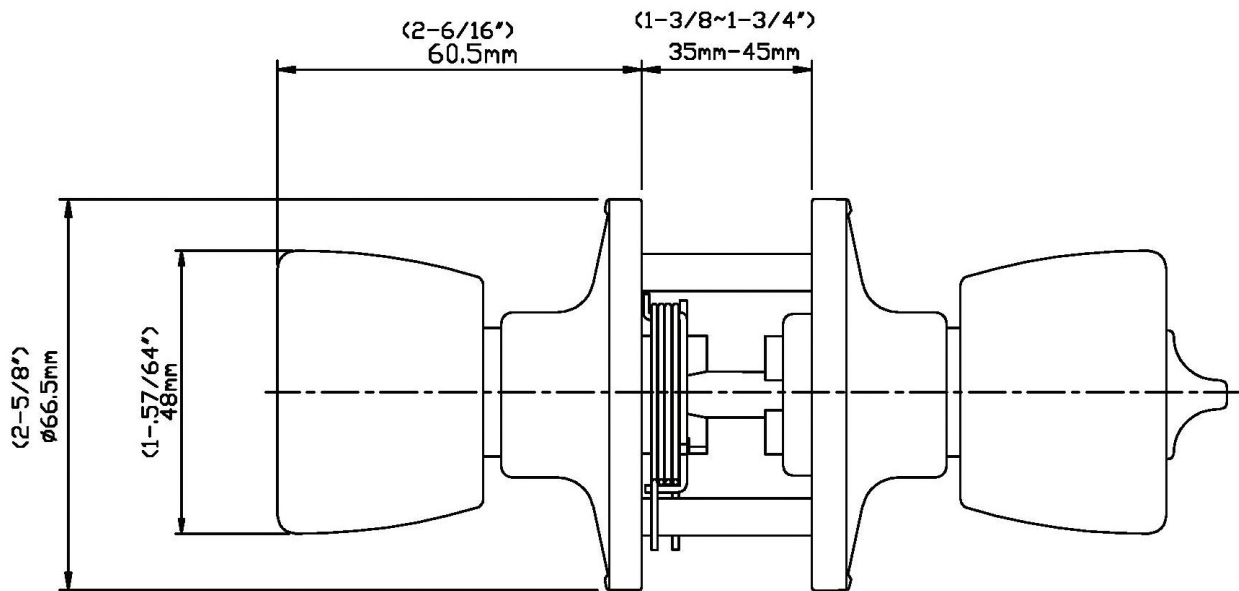
# Grade 3 Knob Locks, 00 Series

## Dimensions

### Ball (B)



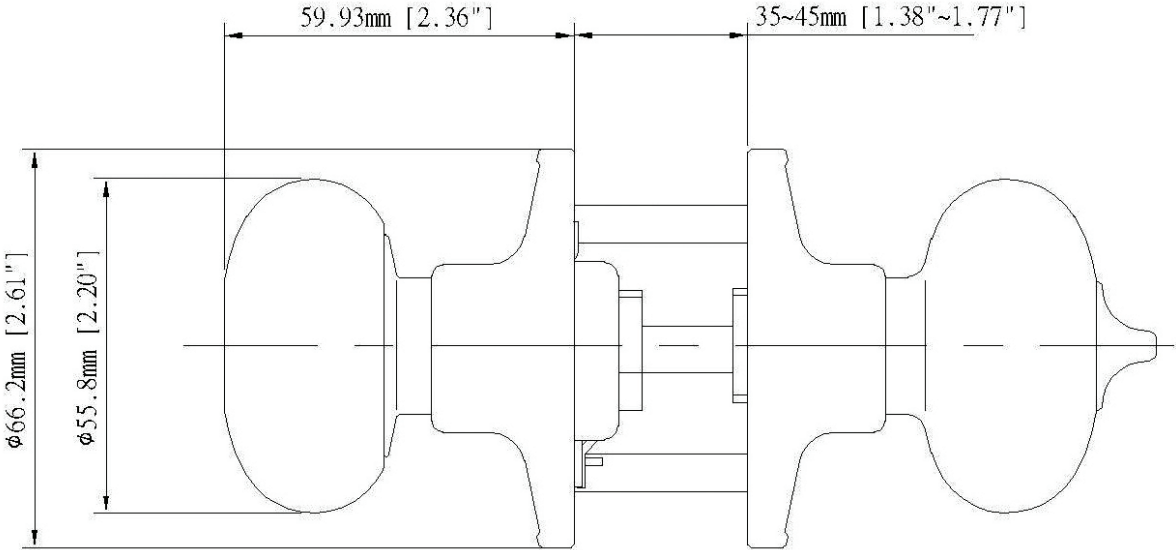
### Tulip (G)



# Grade 3 Knob Locks, 00 Series

## Dimensions

*Plymouth (P)*



# Grade 3 Knob Locks, 00 Series


## Parts and Accessories



### 9072N

- Adjustable Springlatch
- 2-Way Adjustable 2 $\frac{3}{8}$ " - 2 $\frac{3}{4}$ "
- $\frac{7}{8}$ " Diameter
- Finish: US3

Mfr.#	EZ#
9072N3	069246



### 9077N

- Adjustable Deadlatches
- 4-Way Adjustable 2 $\frac{3}{8}$ " - 2 $\frac{3}{4}$ "
- 1" Diameter
- Finish: US3

Mfr.#	EZ#
9077N3	069248



### 9078N

- Adjustable Springlatch
- 4-Way Adjustable 2 $\frac{3}{8}$ " - 2 $\frac{3}{4}$ "
- 1" Diameter
- Finish: US3

Mfr.#	EZ#
9078N3	069251

# Grade 3 Knob Locks, 00 Series

## Finishes

**US3 / 505 / 605**  
Bright Brass

A square swatch showing a bright, polished brass finish with a warm yellow-gold hue.

**US32D / 630**  
Satin Stainless Steel

A square swatch showing a satin stainless steel finish with a brushed, metallic grey appearance.

**US19 / BLK / 622**  
Matte Black Coated

A square swatch showing a matte black coated finish with a smooth, dark, non-reflective surface.