

Grade 3 Knob Locks 10 Series



Overview

The 10-Series door knobs are residential cylindrical locks. Available in three keyways and multiple finishes, they can be used in a variety of residential and light commercial applications. These locks are recommended for use on exterior and interior doors.

Compliance

- ANSI/BHMA 156.2 Series 4000, Grade 3

Applications

- Houses
- Apartments
- Offices
- Businesses



Grade 3 Knob Locks, 10 Series

Standard Features:

Latch	Adjustable 2 $\frac{3}{8}$ " and 2 $\frac{3}{4}$ " Backset, 2 $\frac{3}{4}$ " Drive-In Latches Available
Handing	Non-Handed
Materials	Brass, Stainless steel, Steel
Strike	2 $\frac{1}{4}$ " full lip
Door Prep	2 $\frac{1}{8}$ " diameter bore x 1" crossbore; 2 $\frac{1}{4}$ " x 1" latch face
Door Thickness	1 $\frac{3}{8}$ " - 1 $\frac{3}{4}$ " standard
Rose Diameter	2 $\frac{19}{32}$ "
Keying	Available in KW1, WR5, or SC1; Rekeyable 5-pin; Keyed Alike (KA4) in four

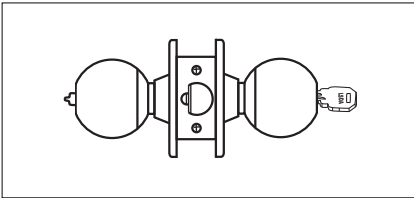
Grade 3 Knob Locks, 10 Series

Designs



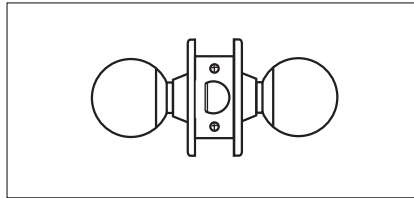
Ball Design
Entrance Function,
Shown in 11P Finish

Functions



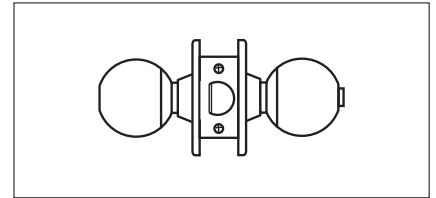
Entrance/Office

Pushing and turning inside button locks outside knob requiring use of key until button is manually unlocked. Pushing inside button locks outside knob until unlocked with a key or inside knob is turned. Inside knob always retracts the latch.



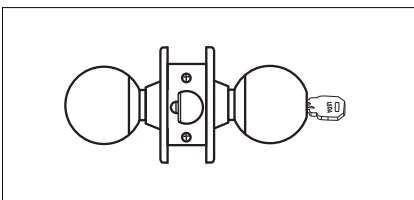
Passage

Both knobs always retract the latch



Privacy

Pushing inside button locks outside knob until inside knob is turned. Emergency tool can be used to unlock outside knob. Inside knob always retracts the latch.



Storeroom

Outside knob never retracts the latch. Entrance by key only. Inside knob always retracts the latch.

Grade 3 Knob Locks, 10 Series

Finishes

US3 / 505 / 605
Bright Brass



US5 / 609
Antique Brass



US11P / 616E
Venetian Bronze



US15 / 619
Satin Nickel



US32D / 630
Satin Stainless Steel

