

Grade 3 Combination Locks 30 Series



Overview

The 30-Series combines a cylindrical knob lock with a single or double cylinder deadbolt. Both locks are keyed to the same key for convenience and ease of installation. These locks are recommended for use on exterior doors.

Compliance

- Knob Locks are ANSI/BHMA 156.2 Series 4000 Grade 3, (UL listed 3-hour latchbolt available separately for Deadbolt)
- Deadbolts meet ANSI/BHMA 156.2 Series 4000, Grade 3

Applications

- Houses
- Apartments
- Offices
- Storerooms



Grade 3 Combination Locks, 30 Series

Standard Features:

Latch	Adjustable 2¾" and 2⅝" Backset, square corner. Full 1" bolt projection, full ½" latch projection
Handing	Non-Handed
Materials	Stainless Steel or Brass
Strike	2¾" x 1⅛" standard for the deadbolt, 2¼" full lip for knob
Door Prep, Knob	2⅛" diameter bore x 1" crossbore; 2¼" x 1" latch face; 2⅞" Rose Diameter
Door Prep, Deadbolt	1½" or 2⅛" diameter bore, 1" crossbore
Door Thickness	1⅜" x 1¾" standard
Keying	KW1 or SC1 cylinder; Rekeyable, 5-pin; Deadbolt and Knob are Keyed Alike (KA20) in twenty

Grade 3 Combination Locks, 30 Series

Designs



Ball Design with
Single Cylinder Deadbolt
Shown in 3 Finish

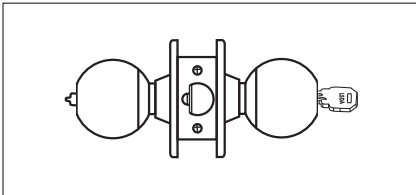


Standard Design with
Single Cylinder Deadbolt
Shown in 3 Finish



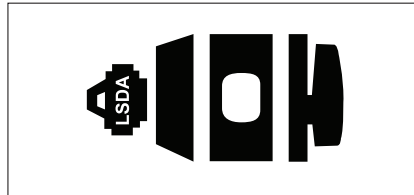
Ball Design with
Double Cylinder Deadbolt
Shown in 3 Finish

Functions



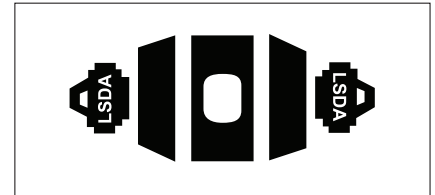
Entrance

Pushing and turning inside button locks outside lever requiring use of key until button is manually unlocked. Pushing inside button locks outside lever until unlocked with a key or inside lever is turned. Inside lever always retracts latch.



Single Cylinder

Deadbolt is locked and unlocked by a thumbturn inside and a key outside. Knob lock is locked or unlocked by a turn piece inside and a key outside.



Double Cylinder

Deadbolt is locked and unlocked by a key inside and outside. Knob lock is locked or unlocked by a turn piece inside and a key outside.


Grade 3 Combination Locks, 30 Series

Finishes

US3 / 505 / 605
Bright Brass



US5 / 609
Antique Brass



US32D / 630
Satin Stainless
Steel

