

# Grade 2 Lever Locks L100 Series



## Overview

The L100 Series is a complete line of Grade 2 commercial leversets. Built with independent return springs in each lever and with an optional clutch feature to protect against excessive torque, these levers resist sagging. The L-shaped lever design with less than 1/2" gap between the handle and the door meets most accessibility codes.

## Compliance

- ANSI/BHMA 156.2 Series 4000, Grade 2
- Latch is UL Listed (USA and Canada, R14024) for 3-hour fire doors, available separately
- ADA: The Americans With Disabilities Act (ADA) states that locks shall be operable with one hand and shall not require tight grasping, tight pinching or twisting of the wrist.

## Applications

- Offices
- Commercial Properties
- Retail Spaces
- Multi-Family Buildings



# Grade 2 Lever Locks, L100 Series

## Standard Features:

<b>Latch</b>	2¾" Backset UL Listed Latch (sold with lock where indicated); 2⅜" Backset available
<b>Handing</b>	Non-Handed
<b>Materials</b>	Zinc, Brass, Steel
<b>Strike</b>	4⅞" x 1¼" ANSI full lip
<b>Door Prep</b>	2⅛" diameter bore, 2¼" x 1" latch face, or with 1⅞" wide latch face (where 074SL or 074DL listed in part number)
<b>Door Thickness</b>	1⅜" - 1¾" standard, Optional Thru Bolts
<b>Rose Diameter</b>	3 <sup>23</sup> / <sub>64</sub> "
<b>Keying</b>	Cylinders: Equipped with SC4 rekeyable (drilled 6-pin, keyed 5-pin) cylinders, compatible with LSDA Replacement C500 cylinders and many other retrofit cylinders including most high security brands. SFIC: Some models prepped for Small Format Interchangeable Core (SFIC), such as 6- or 7-Pin Best® style cores

## Designs



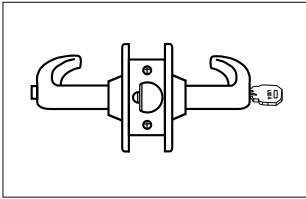
Providence  
Entrance Function,  
Sold Less Latch, Less Cylinder  
Shown in 10B Finish



Providence  
Passage Function,  
Sold Complete  
Shown in 26D Finish

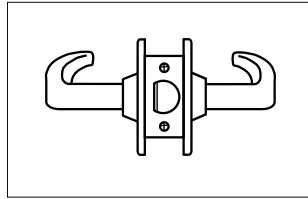
# Grade 2 Lever Locks, L100 Series

## Functions



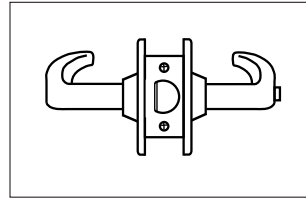
### Entrance/Office

Pushing and turning inside button locks outside lever requiring use of key until button is manually unlocked. Pushing inside button locks outside lever until unlocked with a key or inside lever is turned. Inside lever always retracts latch. Available with or without Clutch.



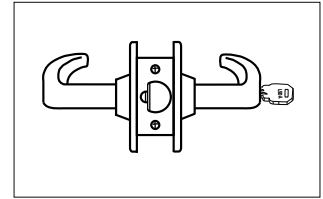
### Passage

Both levers always retract the latch



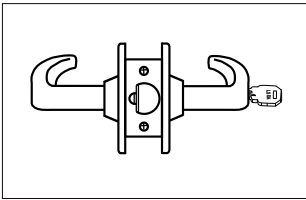
### Privacy

Pushing inside button locks outside lever until inside lever is turned. Emergency tool can be used to unlock outside lever. Inside lever always retracts the latch.



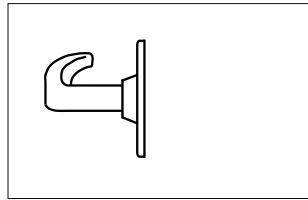
### Storeroom

Outside lever never retracts the latch. Entrance by key only. Inside lever always retracts the latch. Available with or without Clutch.



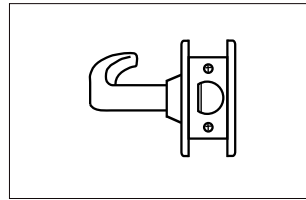
### Classroom

Outside lever is locked and unlocked with a key in the outside cylinder. The inside lever always retracts the latch. Available with or without Clutch.



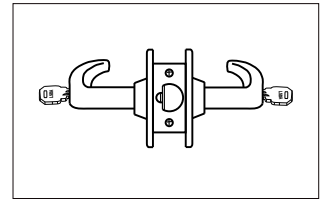
### Dummy

Pull only, one side of door trim.



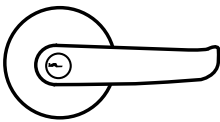
### Exit

Blank plate outside, inside lever always free.



### Institutional

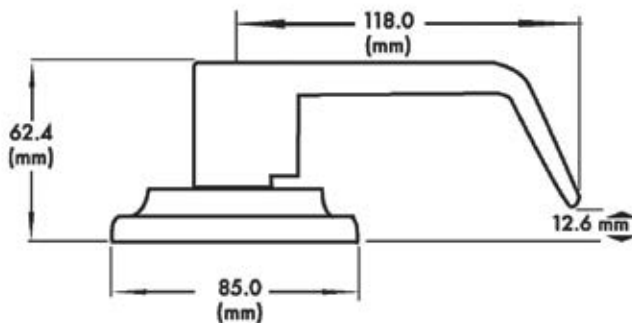
Neither lever/knob retracts the latch. A key is required in both the inside and outside cylinder to retract the latch. Available with or without Clutch.



### Benefits of a Clutch Lever

Clutch mechanism, or "free-wheeling" design offers an advantage over rigid locked leversets by reducing the torque applied to the outside lever

## Dimensions



# Grade 2 Lever Locks, L100 Series

## How to Order

### Entrance/Office

#### Sold Less Cylinder (LC) & Less Latch (LL)

Mfr.#	Keyway	Latch	EZ#
L100 10LLLC	L/Cylinder	L/Latch	100495
L100 10BE LLLC	L/Cylinder	L/Latch	005575
L100 26D LLLC	L/Cylinder	L/Latch	005576
L100 15LLLC	L/Cylinder	L/Latch	180919
L100 3LLLC	L/Cylinder	L/Latch	005577
L100 19LLLC	L/Cylinder	L/Latch	184699

#### Sold SFIC Less Cylinder (LC)

Mfr.#	Keyway	Latch	EZ#
L100IC10BE LL	SFIC, L/Cylinder	L/Latch	041266
L100IC26D LL	SFIC, L/Cylinder	L/Latch	041265
L100IC3LL	SFIC, L/Cylinder	L/Latch	031161

#### Sold with SC4 Keyway & with Latch

Mfr.#	Keyway	Latch	EZ#
L100 10BE SC4 2-3/4UL	SC4	2 <sup>3</sup> / <sub>4</sub> " UL	062211
L100 26D SC4 2-3/4UL	SC4	2 <sup>3</sup> / <sub>4</sub> " UL	029368
L100 3SC4 2-3/4UL	SC4	2 <sup>3</sup> / <sub>4</sub> " UL	029369
L100 26D2-3/8SCH C074DL	SC4, 1 <sup>1</sup> / <sub>8</sub> " FP	2 <sup>3</sup> / <sub>8</sub> " Drive In	181717

#### Sold with SC4 Keyway & with Latch

Mfr.#	Keyway	Latch	EZ#
L100 3 2-3/8SCH C074DL	SC4, 1 <sup>1</sup> / <sub>8</sub> " FP	2 <sup>3</sup> / <sub>8</sub> " Drive In	181719

### Entrance/Office with Clutch

#### Sold Less Cylinder (LC) & Less Latch (LL)

Mfr.#	Keyway	Latch	EZ#
LC100 26D LLLC	Less Cylinder	Less Latch	065872
LC100 3LLLC	Less Cylinder	Less Latch	065870
LC100 10BE LLLC	Less Cylinder	Less Latch	065871

### Exit

Mfr.#	Latch	EZ#
L130 26D2-3/4UL	2 <sup>3</sup> / <sub>4</sub> " UL	085542

### Passage

#### Sold Less Latch (LL)

Mfr.#	Latch	EZ#
L110 10BE LL	L/Latch	005578
L110 26D LL	L/Latch	005579
L110 3LL	L/Latch	005580
L110 19LL	L/Latch	184697
L110 15LL	L/Latch	180920

#### Sold with Latch

Mfr.#	Desc.	Faceplate	EZ#
L110 10BE2-3/4	2 <sup>3</sup> / <sub>4</sub> "		041269
L110 26D2-3/4	2 <sup>3</sup> / <sub>4</sub> "		029352
L110 3 2-3/4	2 <sup>3</sup> / <sub>4</sub> "		029351
L110 26D2-3/4UL	2 <sup>3</sup> / <sub>4</sub> " UL		072667
L110 10BE2-3/8 074SL	2 <sup>3</sup> / <sub>8</sub> "	1 <sup>1</sup> / <sub>8</sub> " FP	181723
L110 26D2-3/8	2 <sup>3</sup> / <sub>8</sub> "		101432
L110 26D2-3/8 074SL	2 <sup>3</sup> / <sub>8</sub> "	1 <sup>1</sup> / <sub>8</sub> " FP	181724
L110 3 2-3/8 074SL	2 <sup>3</sup> / <sub>8</sub> "	1 <sup>1</sup> / <sub>8</sub> " FP	181722

### Privacy

#### Sold Less Latch (LL)

Mfr.#	Latch	EZ#
L120 10BE LL	Less Latch	005581
L120 26D LL	Less Latch	005582
L120 3LL	Less Latch	005583
L120 19LL	Less Latch	184698

#### Sold with Latch

Mfr.#	Desc.	Faceplate	EZ#
L120 10BE2-3/4	2 <sup>3</sup> / <sub>4</sub> "		041273
L120 26D2-3/4	2 <sup>3</sup> / <sub>4</sub> "		029354
L120 3 2-3/4	2 <sup>3</sup> / <sub>4</sub> "		029353
L120 26D2-3/4UL	2 <sup>3</sup> / <sub>4</sub> " UL		072668
L120 26D2-3/8	2 <sup>3</sup> / <sub>8</sub> "		090351
L120 3 2-3/8 074SL	2 <sup>3</sup> / <sub>8</sub> "	1 <sup>1</sup> / <sub>8</sub> " FP	181725

Continued on the Next Page

# Grade 2 Lever Locks, L100 Series

## How to Order

### Storeroom

#### Sold Less Cylinder (LC) & Less Latch (LL)

Mfr.#	Keyway	Latch	EZ#
L140 10BE LLLC	L/Cylinder	L/Latch	005584
L140 26D LLLC	L/Cylinder	L/Latch	005585
L140 10LLLC	L/Cylinder	L/Latch	100496
L140 3LLLC	L/Cylinder	L/Latch	005586
L140 19LLLC	L/Cylinder	L/Latch	184700
L140 26LLLC	L/Cylinder	L/Latch	060246
L140 15LLLC	L/Cylinder	L/Latch	180922

#### Sold SFIC Less Cylinder (LC) & Less Latch (LL)

Mfr.#	Keyway	Latch	EZ#
L140IC10BE LL	SFIC, L/Cylinder	L/Latch	041279
L140IC26D LL	SFIC, L/Cylinder	L/Latch	041278
L140IC3LL	SFIC, L/Cylinder	L/Latch	041275

#### Sold with SC4 Keyway & with Latch

Mfr.#	Keyway	Latch	EZ#
L140 26D SC4 2-3/4UL	SC4	2¾" UL	029477
L140 3SC4 2-3/4UL	SC4	2¾" UL	029355
L140 26D2-3/8SCH C074DL	SC4, 1½" FP	2¾" Drive In	181721
L140 3 2-3/8SCH C074DL	SC4, 1½" FP	2¾" Drive In	181720

### Storeroom with Clutch

#### Sold Less Cylinder (LC) & Less Latch (LL)

Mfr.#	Keyway	Latch	EZ#
LC140 26D LLLC	L/Cylinder	L/Latch	065885
LC140 3LLLC	L/Cylinder	L/Latch	065884
LC140 10BE LLLC	L/Cylinder	L/Latch	065873

### Classroom

#### Sold Less Cylinder (LC) & Less Latch (LL)

Mfr.#	Keyway	Latch	EZ#
L150 10BE LLLC	L/Cylinder	L/Latch	005587
L150 26D LLLC	L/Cylinder	L/Latch	005588
L150 3LLLC	L/Cylinder	L/Latch	005589
L150 19LLLC	L/Cylinder	L/Latch	184701

#### Sold SFIC Less Cylinder (LC) & Less Latch (LL)

Mfr.#	Keyway	Latch	EZ#
L150IC26D LL	SFIC, L/Cylinder	L/Latch	041283
L150IC10BE LL	SFIC, L/Cylinder	L/Latch	041285

#### Sold with SC4 Keyway & with Latch

Mfr.#	Keyway	Latch	EZ#
L150 26D SC4 2-3/4UL	SC4	2¾" UL	029357
L150 3SC4 2-3/4UL	SC4	2¾" UL	029356

### Classroom with Clutch

Mfr.#	Keyway	Latch	EZ#
LC150 26D LLLC	L/Cylinder	L/Latch	065887
LC150 3LLLC	L/Cylinder	L/Latch	065886

### Dummy

Mfr.#	Keyway	Latch	EZ#
L160 26D	N/A	N/A	086952
L160 10BE	N/A	N/A	086953
L160 3	N/A	N/A	086951

### Institution

#### Sold with SC4 Keyway & with Latch

Mfr.#	Keyway	Latch	EZ#
L190 26D SC4 2-3/4UL	SC4	2¾" UL	084141

# Grade 2 Lever Locks, L100 Series

## Parts and Accessories



### L105

- Drive-In Latch
- 2¾" Backset
- With Round Face Latch
- Finishes: US3, US32D

Mfr.#	EZ#
<b>105 32D</b>	<b>009744</b>
<b>L105 32D</b>	<b>009334</b>
<b>L105 3</b>	<b>027982</b>



### 104 / L104

- Drive-In Latch
- 2¾" Backset
- With Round Face Latch (L104)
- Finishes: US3, US32D

Mfr.#	EZ#
<b>104 32D</b>	<b>009741</b>
<b>L104 32D</b>	<b>009333</b>
<b>L104 3 [LSDA]</b>	<b>027981</b>



### L074DL

- Deadlatch, 2¾" Backset with 1½" x 2¼" Faceplate
- UL Listed (Where Indicated)
- Finish: US3, US10BE, US26D

Mfr.#	EZ#
<b>L074DL26D</b>	<b>181594</b>
<b>L074DL UL10BE</b>	<b>184232</b>
<b>L074DL UL26D</b>	<b>184239</b>
<b>L074DL UL3</b>	<b>184231</b>



### L074SL

- Springlatch, 2¾" Backset with 1½" x 2¼" Faceplate
- UL Listed (Where Indicated)
- Finish: US32D

Mfr.#	EZ#
<b>L074SL32D</b>	<b>181595</b>
<b>L074SL UL10BE</b>	<b>184230</b>
<b>L074SL UL26D</b>	<b>184238</b>
<b>L074SL UL3</b>	<b>184229</b>



### L085

- Deadlatches, 2¾" Backset, 1" x 2¼" Faceplate
- UL Listed (Where Indicated)
- Round Corner Faceplate (RC, where indicated)
- Finishes: US3, US5A, 10BE, US19, US26D, US32D, US19

Mfr.#	EZ#
<b>L085 10BE</b>	<b>041288</b>
<b>L085 3</b>	<b>009293</b>
<b>L085 32D</b>	<b>009295</b>
<b>L085 5A</b>	<b>009296</b>
<b>L085 19</b>	<b>184421</b>
<b>L085UL10BE</b>	<b>005569</b>
<b>L085UL26D</b>	<b>005570</b>
<b>L085UL3</b>	<b>005571</b>



### L096

- Deadlatches, 2¾" Backset, 1½" x 2¼" Faceplate
- UL Listed (Where Indicated)
- Finishes: US3, US5A, US10, US10BE, US19, US26D, US32D

Mfr.#	EZ#
<b>L096 10</b>	<b>100501</b>
<b>L096 10BE</b>	<b>028532</b>
<b>L096 19</b>	<b>184422</b>
<b>L096 3</b>	<b>009300</b>
<b>L096 32D</b>	<b>009302</b>
<b>L096 5A</b>	<b>009303</b>
<b>L096UL10BE</b>	<b>005572</b>
<b>L096UL19</b>	<b>184785</b>
<b>L096UL3</b>	<b>005574</b>
<b>L096UL26D</b>	<b>005573</b>



### L005

- Springlatches, 2¾" Backset, 1" x 2¼" Faceplate
- UL Listed (Where Indicated)
- Round Corner Faceplate (RC, where indicated)
- Finishes: US3, US5A, US10BE, US26D, US32D, US19

Mfr.#	EZ#
<b>L005 10BE</b>	<b>041286</b>
<b>L005 19</b>	<b>184784</b>
<b>L005 3</b>	<b>009279</b>
<b>L005 32D</b>	<b>009281</b>
<b>L005 5A</b>	<b>009282</b>
<b>L005UL3</b>	<b>086726</b>
<b>L005UL26D</b>	<b>086727</b>



### L014

- Springlatches, 2¾" Backset, 1½" x 2¼" Faceplate
- UL Listed (Where Indicated)
- Finishes: US3, US5A, US10BE, US32D, US19

Mfr.#	EZ#
<b>L014 10BE</b>	<b>005566</b>
<b>L014 3</b>	<b>009283</b>
<b>L014 32D</b>	<b>009285</b>
<b>L014 5A</b>	<b>009286</b>
<b>L014 19</b>	<b>184783</b>
<b>L014UL32D</b>	<b>083877</b>

# Grade 2 Lever Locks, L100 Series

## Parts and Accessories



### L085R / L095R

- Deadlatch with 1" Round Corner Latch
- 2 3/4" Backset (L095R) or 2 3/8" Backset (L085R)
- Finishes: US32D

Mfr.#	EZ#
L095RC32D	187107
L085RC32D	187106



### L005R / L015R

- Springlatch with 1" Round Corner Latch
- 2 3/4" Backset (L015R) or 2 3/8" Backset (L005R)
- Finishes: US32D

Mfr.#	EZ#
L015RC32D	187105
L005RC32D	187104



### TPSFIC6

- IC Tailpiece
- 6-Pin

Mfr.#	EZ#
TPSFIC6	061315



### TPSFIC7

- IC Tailpiece
- 7-Pin

Mfr.#	EZ#
TPSFIC7	061316



### ASA

- ASA Strike
- Finish US26D

Mfr.#	EZ#
TPLVR	009259



### T STRIKE

- Strike
- Finishes: US3, US32D

Mfr.#	EZ#
T STRIKE32D	066996
T STRIKE3	066995



### CYL

- Key-in-Knob (KIK) Cylinder
- Drilled 6-Pin, Pinned 5-Pin
- Keyway: SC1 (C), AR1 (A)
- Finishes: US3, US4, US26D, US32D
- Keyed Alike: Keyed Different (KD), Keyed Alike in Fours (KA4) where indicated, or individually if not indicated

Mfr.#	EZ#
CYL C26D KD	009051
CYL C4KD	009050
CYL C4KA4	180715
CYL C26D KA4	180714
CYL A26D KD	005564
CYL A4KD	009054



### TPLVR

- Regular Cylinder Tailpiece

Mfr.#	EZ#
TPLVR	009259



### EL5

- 5" extension link for 2 3/4" latch

Mfr.#	EZ#
EL5	028533

# Grade 2 Lever Locks, L100 Series

## Finishes


**US3 / 505 / 605**  
Bright Brass




**US10 / 612**  
Satin Bronze




**10BE / 613E**  
Dark Oxidized  
Satin Bronze



**US15 / 619**  
Satin Nickel



**US26 / 625**  
Bright Chrome



**US26D / 626**  
Satin Chrome



**US19 / BLK / 622**  
Matte Black Coated

