


# Grade 2 Deadbolts 220 Series



## Overview

The 220-Series are heavy-duty deadbolt locks. A rugged fixed shroud surrounds the latchbolt and a free-spinning solid metal collar encases the cylinder, resisting most physical attacks. Available with SC1 or WR5 keyways or prepped for Small Format Interchangeable Core (SFIC). These locks are recommended for use on exterior and interior doors.

## Compliance

- ANSI/BHMA 156.2 Series 4000, Grade 2
- Latch is UL Listed (US and Canada) for 3-hour fire doors (R15852)

## Applications

- Offices
- Commercial Property
- Residences
- Multi-Family Buildings
- Industrial Sites
- Public Buildings.



R15852

# Grade 2 Deadbolts, 220 Series

## Standard Features:


<i>Bolt</i>	Adjustable 2 $\frac{3}{8}$ " to 2 $\frac{3}{4}$ " Backset Full 1" bolt projection. Drive-in latches are available.
<i>Handing</i>	Non-Handed
<i>Materials</i>	Zinc, Brass, Steel
<i>Strike</i>	Two strikes included: Standard Strike (1 $\frac{1}{8}$ "x 2 $\frac{3}{4}$ ", for metal frames) and Security Strike (1 $\frac{1}{8}$ "x 2 $\frac{3}{4}$ ", for wood frames, with 2 long 3" screws)
<i>Door Prep</i>	2 $\frac{1}{8}$ " Diameter bore, 1" crossbore Anti-pry shield
<i>Door Thickness</i>	1 $\frac{3}{8}$ " - 1 $\frac{3}{4}$ "
<i>Keying</i>	Available with WR5 or SC1, rekeyable 6-pin (keyed 5-pin) Keyed Alike (KA) in fours Compatible with many retrofit cylinders such as LSDA C500 and many high-security brands. Small Format Interchangeable Core (SFIC) is available where the lock is prepped for an SFIC cylinder 6 or 7-pin.

# Grade 2 Deadbolts, 220 Series

## Designs

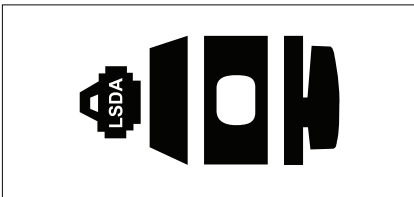


Single Cylinder (220)  
Shown in 3 Finish  
Shown in SFIC



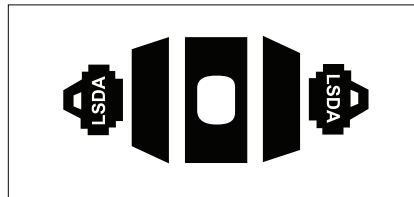
Double Cylinder (225)  
Shown in 32D Finish  
Shown in SC4 Keyway

## Functions



### Single Cylinder

Locked or unlocked by a thumbturn inside and a key outside



### Double Cylinder

Locked and unlocked by a key inside and outside

# Grade 2 Deadbolts, 220 Series

## Finishes

**US3 / 505 / 605**  
Bright Brass



**US5 / 609**  
Antique Brass



**US15 / 619**  
Satin Nickel



**US15A / 620**  
Antique Nickel



**US32D / 630**  
Satin Stainless Steel

