


Exit Devices, Cross Bar 1000 Series



Overview

The 1052/1062 series crossbar exit devices are made especially for use on narrow stile "store-front" doors. The extra thin heads fit on narrow aluminum frames and the crossbars can be cut to fit doors up to 42" wide. Available in concealed vertical rod (1052 Series) or Rim Exit Device (1062 Series) These devices are recommended for use on exterior and interior out-swinging doors.

Compliance

- UL listed for U.S., panic-rated

Applications

- Stores
- Office Parks
- Restaurants
- Retail Spaces




SA13166

Exit Devices, Cross Bar, 1000 Series

Standard Features

Latch	Pullman Latch
Device Lengths	42" (can be cut back to fit narrower doors)
Handing	1052: Non-Handed 1062RHR: Right Hand Reverse 1062LHR: Left Hand Reverse
Material	Aluminum, Steel
Strike	For Rim, surface applied For Vertical Rod Strikes, surface applied top, mortise required for bottom strike
Door Types	1052: Narrow Stile Aluminum and Glass Doors, Concealed Vertical Rod 1062: Narrow Stile Aluminum and Glass Doors, Rim
Door Prep	Surface application, plus trim prep Door height for Vertical Rod is standard 7'0" Top and bottom rods have vertical adjusters in the center case.
Dogging	Standard dogging by key provided or $\frac{5}{32}$ hex wrench
Door Thickness	1 $\frac{3}{4}$ "
Stile Width	Minimum 1 $\frac{3}{4}$ "
Projection	Push bar Neutral: 4 $\frac{1}{4}$ " Push bar Depressed: 2 $\frac{3}{8}$ "
Keying	1052: Mortise Pads and Mortise Cylinders (Sold Separately, Use 1 $\frac{1}{8}$ ") 1062: Rim Cylinders

Designs



Rim Exit Device
Shown in AL Finish



Vertical Rod Exit Device
Shown in DU Finish

Exit Devices, Cross Bar, 1000 Series

How to Order

Crossbar Exit Device, Vertical Rod

Mfr.#	Desc.	EZ#
1052AL	Crossbar Exit Vertical Rod	091196
1052DU	Crossbar Exit Vertical Rod	091197

Crossbar Exit Device, Rim

Mfr.#	Desc.	EZ#
1062RHR AL	Crossbar Exit Rim RHR	091198
1062RHR DU	Crossbar Exit Rim RHR	091199
1062LHR AL	Crossbar Exit Rim LHR	091200
1062LHR DU	Crossbar Exit Rim LHR	091201

Parts & Accessories



GEAR PACK

- Actuator Kit for 1062 Exit Devices, Replacement

Mfr.#	EZ#
GEAR PACK	100253



CYLPAD

- Mortise Cylinder Mount Pad for 1052 Exit Devices


Mfr.#	EZ#
CYLPAD AL	100886
CYLPAD DU	100887



FRKRM

- Mullions, 7' or 8'
- Rim Cylinder: Use a 1 1/4" solid brass 6-pin rim cylinder, sold separately
- Top Bracket: Stainless steel, using key allows the mullion to be removed in seconds. Mullion can be locked in top bracket easily without using the key.
- Bottom Bracket: Stainless steel, fixed by 4 hex bolts with stainless steel anchors
- Shims: 1/2" and 5/8" shims included
- Strike: Uses two sets of Rim Mullion Fire Strikes and Fire Strike Hooks, included
- Fasteners: Includes:
 - Set of Flat Head Machine Screws, #5/16-18x1 1/2" with 2 pieces
 - Set of Flat Head Machine Screws, #5/16-18x5/8" with 4 pieces
 - Set of Hex Head Machine Screws, #5/16-18x1 1/4" with 4 pieces
 - Set of Expansion Anchors 1/2" Dia x 1 1/2" Long with 4 pieces, Steel
- Mullions sold complete with Brackets, Strikes, Screws, Shims, and Expansion Anchors
- Finish: Prime Clear Coat (USP) or Matte Black Coated (BLK)

Mfr.#	EZ#	Mfr.#	EZ#
FRKRM7USP	183671	FRKRM7BLK	185908
FRKRM8USP	183672	FRKRM8BLK	185909



MULLION PARTS KIT

- Replacement Screw Pack and Parts Kit for Mullions

Mfr.#	EZ#
FRKRM PARTS KIT	186093



MULLION BRACKETS

- Replacement Top & Bottom Brackets for Mullions, Sold Less Screws

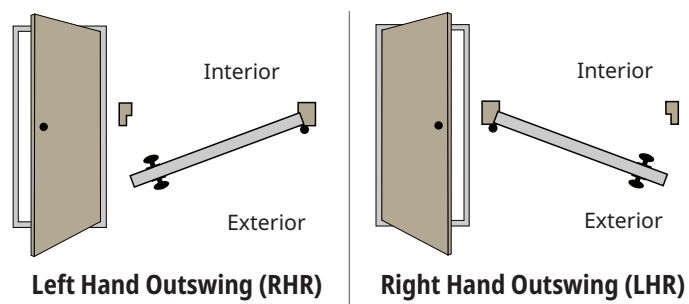
Mfr.#	EZ#
FRKM KBA23-0132-01	186621

Exit Devices, Cross Bar, 1000 Series

Finishes



Handing, for Rim (1062)



Handing, for Vertical Rod (1052)

