

Grade 1 Exit Devices PD9100 Series



Overview

The PD9100 Series are heavy-duty narrow stile exit devices for the most demanding doors. Available as Rim Panic-Rated (PD9100R), Surface Vertical Rod Panic-Rated (PD9100V), and Concealed Vertical Rod Panic-Rated (PD9100CR). These devices are recommended for use on exterior and interior out-swinging glass doors with steel/aluminum stiles with glass position in the center.

Compliance

- ANSI/BHMA A156.3 2014 Grade 1
- UL listed panic-rated for USA and Canada

Applications

- Hospitals
- Office Spaces
- Schools
- Industrial Sites
- Government Buildings
- Places of Assembly.



Panic: SA7474



Grade 1 Exit Devices, PD9100 Series

Standard Features

Latch	Rim: Deadlocking latch, stainless steel $\frac{3}{4}$ " throw Vertical Rod: Top latch is stainless steel $\frac{5}{8}$ " throw, deadlocking pullman type; Bottom latch is independent action panic-rated stainless steel $\frac{5}{8}$ " throw, deadlocking pullman type. Easy latch adjustment for vertical rods.
Device Lengths	36" (35 $\frac{3}{64}$ " actual length; can be cut back to 25 $\frac{29}{32}$ " from head cover to end cap) 48" (47 $\frac{51}{64}$ " actual length; can be cut back to 31 $\frac{13}{16}$ " from head cover to end cap)
Handing	Non-Handed
Material	Steel, Stainless Steel and Aluminum
Strike	For Rim, surface applied For Vertical Rod Strikes, surface applied top, mortise required for bottom strike
Door Types	Aluminum and glass doors
Door Prep	Surface application, plus trim prep Door height for Vertical Rod is standard 7'0" doors
Dogging	Standard dogging by flat key provided or $\frac{5}{32}$ hex wrench
Door Thickness	1 $\frac{3}{4}$ " - 2 $\frac{1}{4}$ "
Stile Width	Minimum 2"
Projection	Pushbar Neutral: 3 $\frac{13}{16}$ " Pushbar Depressed: 3 $\frac{1}{16}$ "
Keying	Outside trims use conventional mortise or rim cylinders (not included)

Grade 1 Exit Devices, PD9100 Series

How to Order

Rim Exit Device

Mfr.#	Desc.	EZ#
PD9100R613N36	Narrow Stile Rim, 36"	182399
PD9100R613N48	Narrow Stile Rim, 48"	182400
PD9100R630N36	Narrow Stile Rim, 36"	182401
PD9100R630N48	Narrow Stile Rim, 48"	182402

Surface Vertical Rod Exit Device

Mfr.#	Desc.	EZ#
PD9100V613N36	Narrow Stile Vertical Rod, 36"	182403
PD9100V630N36	Narrow Stile Vertical Rod, 36"	182405
PD9100V613N48	Narrow Stile Vertical Rod, 48"	182404
PD9100V630N48	Narrow Stile Vertical Rod, 48"	182406

Concealed Vertical Rod Exit Device

Mfr.#	Desc.	EZ#
PD9100CR630N36	Narrow Stile Concealed Vertical Rod, 36"	183377
PD9100CR630N48	Narrow Stile Concealed Vertical Rod, 48"	182407
PD9100CR613N36	Narrow Stile Concealed Vertical Rod, 36"	183376
PD9100CR613N48	Narrow Stile Concealed Vertical Rod, 48"	182408



Grade 1 Exit Devices, PD9100 Series

Designs



PD9100R Rim Exit Device
Shown in 630 Finish



PD9100V Vertical Rod Exit Device
Shown in 630 Finish



PD9100CR Concealed Vertical Rod Exit Device
Shown in 630 Finish

Grade 1 Exit Devices, PD9100 Series

Trim



PDT11

- Exit Trim, Nightlatch Function, Pull Plate
- Uses 1 1/8" Rim cylinder (Sold Separate)
- Size: 14 1/4" x 1 3/4"
- Available in Left Hand Reverse (LHR) or Right Hand Reverse (RHR)
- Finishes: US10B/613, US32D/630

Mfr.#	EZ#
PDT11LHR613	182409
PDT11LHR630	182410
PDT11RHR613	182411
PDT11RHR630	182412



PDT12

- Exit Trim, Nightlatch Function, Lever
- Uses 1 1/8" Rim cylinder
- Size: 7 3/4" x 1 5/8"
- Finishes: US10B/613, US32D/630

Mfr.#	EZ#
PDT12REV613	182413
PDT12REV626	182414



PDT13

- Exit Trim, Classroom Function, Lever
- Uses 1 1/8" Standard Mortise Cylinder, 1 1/4" IC Mortise Housing
- Size: 7 3/4" x 1 5/8"
- Finishes: US32D/630

Mfr.#	EZ#
PDT13REV626	182416

Mullions



FRKRM Mullions

- Mullions, 7' or 8'
- Rim Cylinder: Use a 1 1/4" solid brass 6-pin rim cylinder, sold separately
- Top Bracket: Stainless steel, using key allows the mullion to be removed in seconds. Mullion can be locked in top bracket easily without using the key.
- Bottom Bracket: Stainless steel, fixed by 4 hex bolts with stainless steel anchors
- Shims: 1/2" and 5/8" shims included
- Strike: Uses two sets of Rim Mullion Fire Strikes and Fire Strike Hooks, included
- Fasteners: Includes:
 - Set of Flat Head Machine Screws, #5/16-18x1 1/2" with 2 pieces
 - Set of Flat Head Machine Screws, #5/16-18x5/8" with 4 pieces
 - Set of Hex Head Machine Screws, #5/16-18x1 1/4" with 4 pieces
 - Set of Expansion Anchors 1/2" Dia x 1 1/2" Long with 4 pieces, Steel
- Mullions sold complete with Brackets, Strikes, Screws, Shims, and Expansion Anchors
- Finish: Prime Clear Coat (USP) or Matte Black Coated (BLK)

Mullions Part Kit

- FRKRM PARTS KIT: Replacement Screw Pack and Parts Kit for Mullions

Mullions Brackets

- FRKM KBA23-0132-01: Replacement Top & Bottom Brackets for Mullions, Sold Less Screws

Mfr.#	EZ#	Mfr.#	EZ#
FRKRM7USP	183671	FRKRM PARTS KIT	186093
FRKRM8USP	183672	FRKM KBA23-0132-01	186621
FRKRM7BLK	185908		
FRKRM8BLK	185909		

Grade 1 Exit Devices, PD9100 Series

Parts & Accessories



PDCAM
 • Breakable Cam, for lever trims




PD DDS
 • Double Door Strike
 • Black finish



PDKEY
 • Dogging Key



PDDOG
 • Dogging Assembly




PDEXT
 • Extension Rod
 • Extends a 7' Rod to a 8' Rod or 10' Rod
 • Finish: US10B/613 or US26D/626

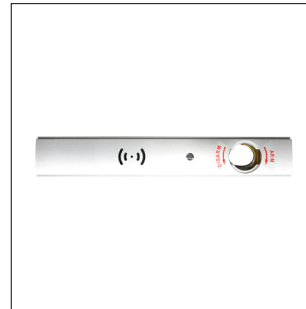
Mfr.#	EZ#	Mfr.#	EZ#	Mfr.#	EZ#	Mfr.#	EZ#	Mfr.#	EZ#
PDCAM	103535	PD DDS BLK	103536	PDKEY	108699	PDDOG	106499	PDEXT8FT613	108700
								PDEXT8FT626	103531
								PDEXT10FT613	108701
								PDEXT10FT626	103532



PD92V LATCH
 • Set of Top and Bottom Latches, for PD9100V



PD92CDKIT
 • Exit Device Cylinder Dogging Kit
 • Uses 1 1/4" Mortise Cylinder (not included)
 • Finish: US28/628



PD92ALK
 • Alarm Kit for PD9100
 • 36" Exit Device
 • Uses 1 1/4" Mortise Cylinder (not included)
 • Finish: Stainless Steel (SS)




PD9ENDCAP
 • Replacement end cap for PD9100 series

Mfr.#	EZ#	Mfr.#	EZ#	Mfr.#	EZ#	Mfr.#	EZ#
PD92V LATCH	108021	PD92CDKIT36 628	103530	PD92ALK36SS	108263	PD9ENDCAP630	182417

Grade 1 Exit Devices, PD9100 Series

Finishes



Handing

