

Grade 1 Exit Devices PD9200 Series



Overview

The PD9200 Series are heavy-duty exit devices for the most demanding doors. Available as Rim Panic-Rated (PD9200R), Surface Vertical Rod Panic-Rated (PD9200V), Rim Fire-Rated (PDF9200R), and Surface Vertical Rod Fire-Rated (PDF9200V). These devices are recommended for use on exterior and interior out-swinging doors.

Compliance

- PD9200
 - ANSI/BHMA A156.3 2014 Grade 1
 - UL listed Panic Hardware
- PDF9200
 - ANSI/BHMA A156.3 2014 Grade 1
 - UL10C fire-rated exit hardware, UL305 and UBC7-2, 3-Hour

Applications

- Hospitals
- Office Spaces
- Schools
- Industrial Sites
- Government Buildings
- Places of Assembly



Panic: SA7474
Fire: R26113



Grade 1 Exit Devices, PD9200 Series

Standard Features

Latch	Rim: Deadlocking latch, stainless steel $\frac{3}{4}$ " throw Vertical Rod: Top latch is stainless steel $\frac{5}{8}$ " throw, deadlocking pullman type; Bottom latch is panic-rated stainless steel $\frac{5}{8}$ " throw, deadlocking pullman type. Fire-rated version has round slide bolt). Easy latch adjustment for vertical rods.
Device Lengths, Rim	36" (32 $\frac{7}{8}$ " actual length; can be cut back to 26" from head cover to end cap) 48" (44 $\frac{5}{64}$ " actual length; can be cut back to 33" from head cover to end cap)
Device Lengths, Rim Fire Rated	36" (32 $\frac{7}{8}$ " actual length; can be cut back to 24" from head cover to end cap) 48" (44 $\frac{5}{64}$ " actual length; can be cut back to 30" from head cover to end cap)
Handing	Non-Handed
Material	Stainless Steel, Brass, Extruded Aluminum
Strike	For Rim, surface applied (double door strike available). Use 106 Strike Included, and for Fire Rated use 108 Strike Included. For Vertical Rod Strikes, surface applied top, mortise required for bottom strike
Door Types	Commercial wood and hollow metal
Door Prep	Surface application, plus trim prep Door height for Vertical Rod is standard 7'0" with optional top rod set for 8'0" and extensions available for up to 10'0" Top and bottom rods have vertical adjusters in the center case.
Dogging	Standard dogging by key provided or $\frac{5}{32}$ hex wrench Cylinder dogging option available (Requires a 1 $\frac{1}{4}$ " Mortise Cylinder with Cloverleaf Cam) Fire-Rated Devices cannot be dogged
Door Thickness	1 $\frac{3}{4}$ " - 2 $\frac{1}{4}$ "
Stile Width	Minimum 2 $\frac{7}{8}$ "
Projection	Pushbar Neutral: 3 $\frac{13}{16}$ " Pushbar Depressed: 3 $\frac{1}{16}$ "
Keying	Outside trims use conventional mortise or rim cylinders (not included)

Grade 1 Exit Devices, PD9200 Series

How to Order

Rim Exit Device

Mfr.#	Desc.	EZ#
PD9200R630S48	Rim, 48"	103537
PD9200R613S36	Rim, 36"	107908
PD9200R630S36	Rim, 36"	102936
PDF9200R630S36	Rim, 36", Fire Rated	103991
PDF9200R630S48	Rim, 48", Fire Rated	103992

Vertical Rod Exit Device

Mfr.#	Desc.	EZ#
PD9200V630S36	Vertical Rod, 36"	102937
PD9200V613S36	Vertical Rod, 36"	107909
PDF9200V630S36	Vertical Rod, Fire Rated, 36"	103993




Grade 1 Exit Devices, PD9200 Series

Designs



PD9200R Rim Exit Device
Shown in 613 Finish



PD9200V Vertical Rod Exit Device
Shown in 630 Finish

Grade 1 Exit Devices, PD9200 Series

Trim



PDT21RV

- Exit Trim
- Lever Escutcheon
- Passage Function
- Size: 11" x 2.75"
- Finish: US26D/626

Mfr.#	EZ#
PDT21RV626	109439



PDT22RV

- Exit Trim
- Nightlatch Function, Pull Plate
- Uses 1 1/8" Rim Cylinders
- Size: 14.25" x 3"
- Finishes: US10B/613, US32D/630

Mfr.#	EZ#
PDT22RV613	107911
PDT22RV630	102938



PDT23RV

- Exit Trim
- Thumb Piece
- Uses 1 1/8" Rim Cylinder for Classroom Function
- Size: 14.25" x 3"
- Finishes: US10B/613, US32D/630

Mfr.#	EZ#
PDT23RV613	107912
PDT23RV630	103533



PDT26RV

- Exit Trim
- Lever Escutcheon, Classroom Function (Key unlocks lever and stays unlocked until you relock the lever with the key)
- Uses 1 1/8" Standard Mortise Cylinder, 1 3/8" for IC Core
- Break-away cam
- Size: 11" x 2.75"
- Finishes: US10B/613, US26D/626

Mfr.#	EZ#
PDT26RV613	107854
PDT26RV626	102939



PDT27RV

- Exit Trim
- Lever Night Latch (key retracts the latch momentarily to allow entry. When key is removed, the latch will extend and locks the door momentarily unlocked)
- Uses 1 1/8" Rim Cylinder
- Size: 11" x 2.75"
- Finish: US26D/626

Mfr.#	EZ#
PDT27RV626	103921




PDT30RV

- Exit Trim, Lever, perfect for stairwell conditions or applications where electric pullback of the exit device's latchbolt is cost prohibitive or not required. Uses 1 1/8" Rim Cylinder
- Voltage: 12V DC or 24V DC
- Fail Secure/Safe: Comes standard Fail Secure (Electronically Unlocked). Field Reversible to Fail Safe (Electronically Locked)
- Keying: Outside trims use conventional rim cylinders
- Electrical Ratings: Solenoid current of 24V DC @0.25 Amp; 12V DC @0.5 Amp
- Finish: US26D/626

Mfr.#	EZ#
PDT30RV626 12V FSE	108264
PDT30RV626 24V FSE	108265

Grade 1 Exit Devices, PD9200 Series

Parts & Accessories



PDEXT

- Extension Rod
- Extends a 7' Rod to a 8' Rod or 10' Rod
- Finish: US10B/613 or US26D/626


Mfr.#	EZ#
PDEXT8FT613	108700
PDEXT8FT626	103531
PDEXT10FT613	108701
PDEXT10FT626	103532



PDFIREBOLT

- Used on Fire-Rated Exit Devices that are installed without a bottom rod (LBR)

Mfr.#	EZ#
PDFIREBOLT	183549



PDT68

- Cylinder Retainer Kit for PDT26 and PDT27


Mfr.#	EZ#
PDT68 4001	187086



PD92VBR

- Bottom Rod for PD9200V
- Finish: US26D/626

Mfr.#	EZ#
PD92VBR26D	182266



PDKEY

- Dogging Key

Mfr.#	EZ#
PDKEY	108699



PDDOG

- Dogging Assembly


Mfr.#	EZ#
PDDOG	106499



PDCAM

- Breakable Cam
- For lever trims

Mfr.#	EZ#
PDCAM	103535



PD9ENDCAP

- Replacement end cap for PD9200 series

Mfr.#	EZ#
PD9ENDCAP630	182417



PD92V LATCH

- Set of Top and Bottom Latches, for PD9200V

Mfr.#	EZ#
PD92V LATCH	108021



PD DDS

- Double Door Strike
- Black finish

Mfr.#	EZ#
PD DDS BLK	103536




PD26SC

- Spring Cassette for PDT26 Exit Trim

Mfr.#	EZ#
PD26SC	108906

Grade 1 Exit Devices, PD9200 Series


Parts & Accessories



PD92CDKIT

- Exit Device Cylinder Dogging Kit
- Uses 1 1/4" Mortise Cylinder (not included)
- Finish: US28/628

<u>Mfr.#</u>	<u>EZ#</u>
PD92CDKIT36 628	103530



PD92ALK

- Alarm Kit for PD9200
- 36" Exit Device
- Uses 1 1/4" Mortise Cylinder (not included)
- Finish: Stainless Steel (SS)

<u>Mfr.#</u>	<u>EZ#</u>
PD92ALK36SS	108263



PD CBN

- Cylinder Bracket & Nut

<u>Mfr.#</u>	<u>EZ#</u>
PD CBN	182477

Mullions



FRKRM

- Mullions, 7' or 8'
- Rim Cylinder: Use a 1 1/4" solid brass 6-pin rim cylinder, sold separately
- Top Bracket: Stainless steel, using key allows the mullion to be removed in seconds. Mullion can be locked in top bracket easily without using the key.
- Bottom Bracket: Stainless steel, fixed by 4 hex bolts with stainless steel anchors
- Shims: 1/2" and 5/8" shims included
- Strike: Uses two sets of Rim Mullion Fire Strikes and Fire Strike Hooks, included
- Fasteners: Includes:
 - Set of Flat Head Machine Screws, #5/16-18x1 1/2" with 2 pieces
 - Set of Flat Head Machine Screws, #5/16-18x5/8" with 4 pieces
 - Set of Hex Head Machine Screws, #5/16-18x1 1/4" with 4 pieces
 - Set of Expansion Anchors 1/2" Dia x 1 1/2" Long with 4 pieces, Steel
- Mullions sold complete with Brackets, Strikes, Screws, Shims, and Expansion Anchors
- Finish: Prime Clear Coat (USP) or Matte Black Coated (BLK)

<u>Mfr.#</u>	<u>EZ#</u>	<u>Mfr.#</u>	<u>EZ#</u>
FRKRM7USP	183671	FRKRM7BLK	185908
FRKRM8USP	183672	FRKRM8BLK	185909



MULLION PARTS KIT

- Replacement Screw Pack and Parts Kit for Mullions

<u>Mfr.#</u>	<u>EZ#</u>
FRKRM PARTS KIT	186093




MULLION BRACKETS

- Replacement Top & Bottom Brackets for Mullions, Sold Less Screws

<u>Mfr.#</u>	<u>EZ#</u>
FRKM KBA23-0132-01	186621

Grade 1 Exit Devices, PD9200 Series

Finishes



Handing

